

2022/2023

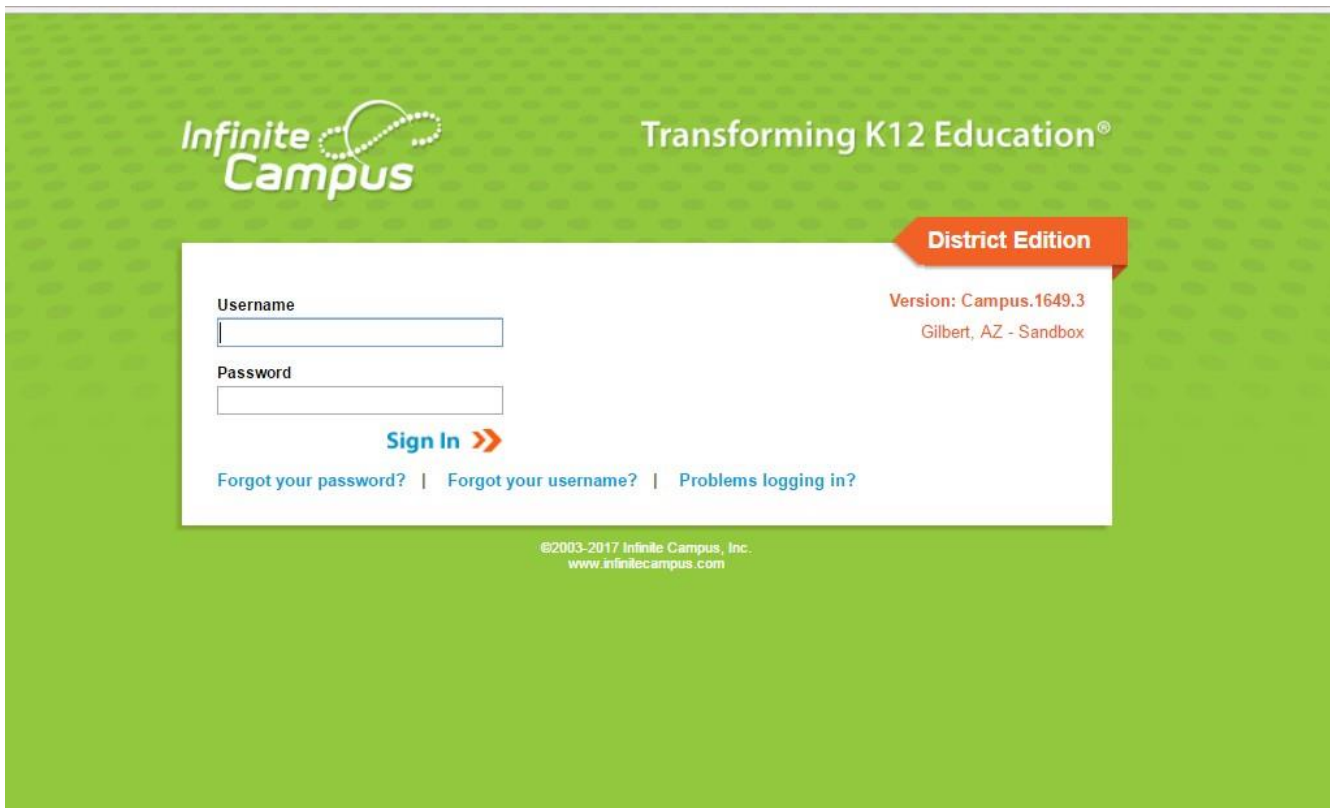
INFINITE CAMPUS COURSE SELECTION INSTRUCTIONS

PLEASE READ **ALL** OF THE DIRECTIONS BEFORE ENTERING DATA INTO THE COMPUTER.

All students will enter their course requests online in the student portal of Infinite Campus. Please have your course selection form completed prior to entering your course requests on the Infinite Campus Portal.

Access the Student Portal through Infinite Campus:

Below is an image of what the login screen should look like:



Student Sign In

User name: same user name as students use for their Chromebooks <This is the portion of their school email address before the [@gilbertschools.net](mailto:gilbertschools.net)>

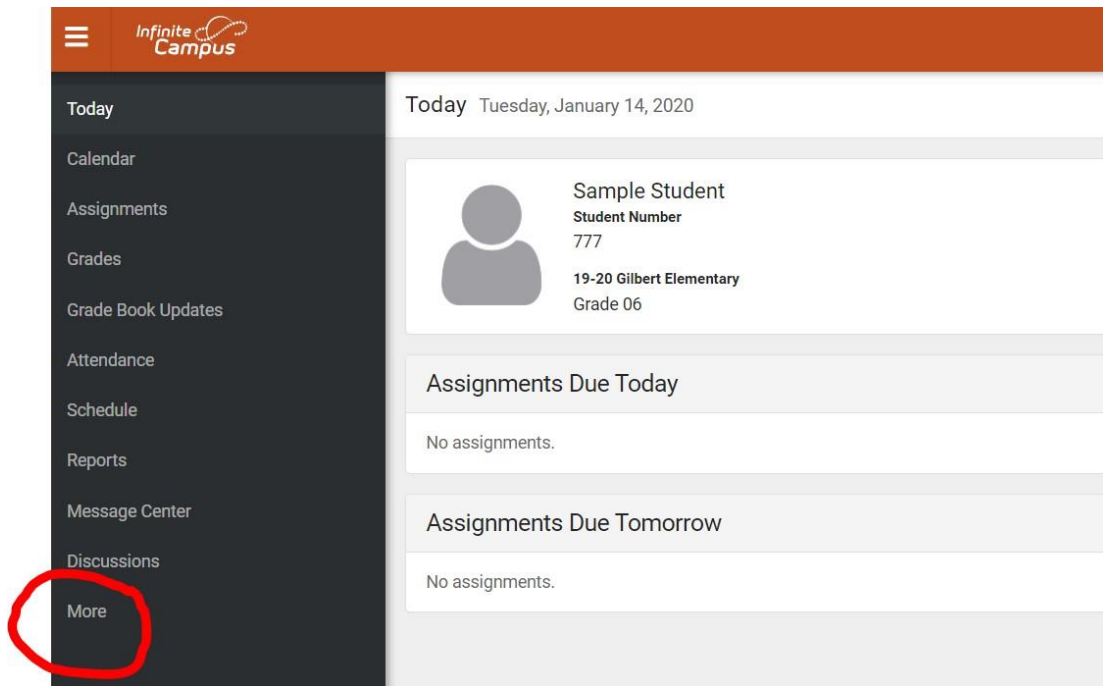
Password: gps <first initial> <last four numbers of student ID number>

Example: User name: jdsmith

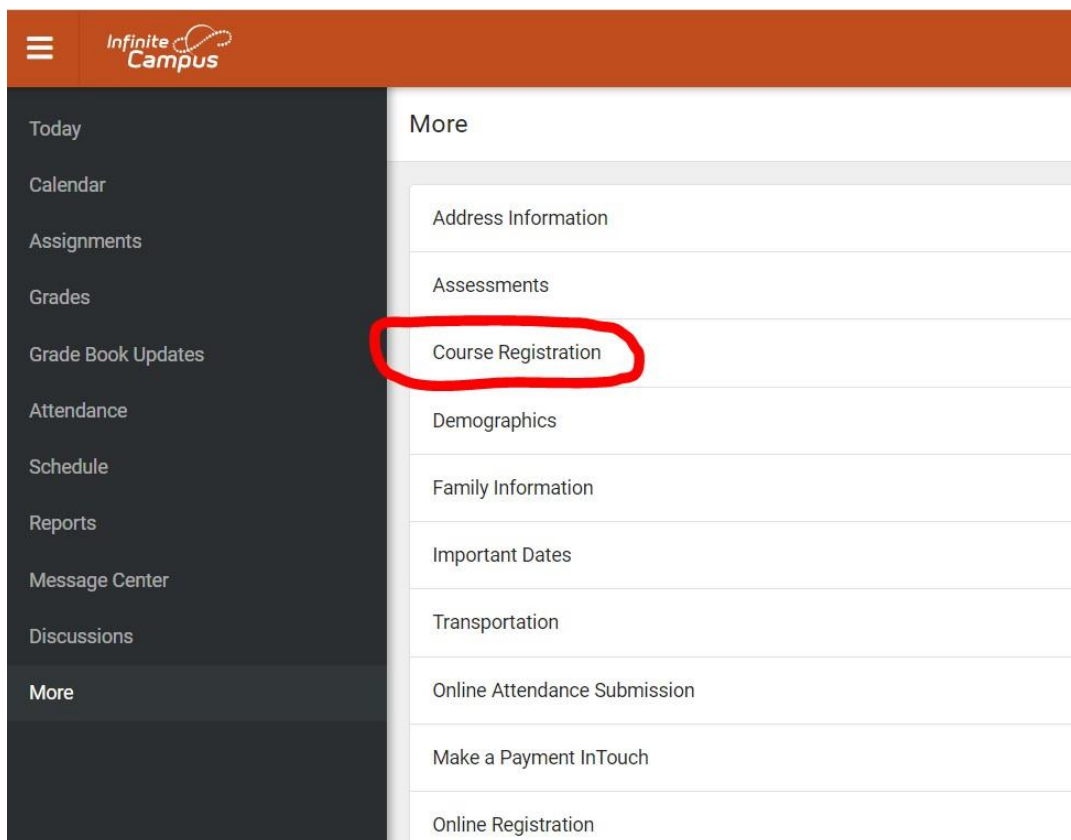
Password: gpsj7812

Accessing Course Selection Screen

Once a student is logged in, he or she will be taken to the home page. To access the course selection screen, **click More -> Course Registration ->** This will take the student to the **Course Registration Enrollments screen**. Click on junior high school name to begin.



The screenshot shows the Infinite Campus interface. The top navigation bar is orange with the Infinite Campus logo. A dark grey sidebar on the left contains a list of menu items: Today, Calendar, Assignments, Grades, Grade Book Updates, Attendance, Schedule, Reports, Message Center, Discussions, and More. The 'More' item is circled in red. The main content area on the right shows the date 'Today Tuesday, January 14, 2020', a student profile for 'Sample Student' (Student Number 777, 19-20 Gilbert Elementary, Grade 06), and two sections for 'Assignments Due Today' and 'Assignments Due Tomorrow', both showing 'No assignments.'



The screenshot shows the 'More' menu expanded. The sidebar on the left now has 'More' highlighted. The main content area displays a list of options: Address Information, Assessments, Course Registration (circled in red), Demographics, Family Information, Important Dates, Transportation, Online Attendance Submission, Make a Payment InTouch, and Online Registration.

The screenshot shows the Infinite Campus interface. On the left is a dark sidebar with navigation options: Today, Calendar, Assignments, Grades, Grade Book Updates, Attendance, Schedule, Reports, and Message Center. The main content area has a 'Back' button and a title 'Course Registration Enrollments'. Below the title, the text '22-23 South Valley JHS' is circled in red. A callout box with a red border and text points to this circled text.

22-23 South Valley JHS

Click on (Jr High Name) under Course Registration Enrollments for the upcoming year.

Course Selection Screen

The screenshot shows the 'Course Selection Screen' in Infinite Campus. The sidebar on the left includes: Today, Calendar, Assignments, Grades, Grade Book Updates, Attendance, Schedule, Reports, Message Center, Discussions, and More. The main area shows a progress bar for '88% complete' with 'Units: 28/32'. Below is a 'Course Requests' section with a table of course requests. A red arrow points to a 'REQUIRED' button above the table. A callout box with a red border and text points to the 'PLACEHOLDER 01' row.

88% complete Units: 28/32

Course Requests

COURSE NAME	UNITS
REQUIRED	
ENGLISH 7 JEN700	4
MATH 7 JMA700	4
SCIENCE 7 JSC700	4
HISTORY & SOCIAL SCIENCES 7 JSS700	4
LUNCH 7 JXLN7	
BOYS PE 7 JPE700M	
PLACEHOLDER 01 PHJ01	

Required Courses have been entered based on student's current coursework.

Placeholder classes may be listed for Registrar use only and will NOT be part of your child's final schedule.

Add Course Print

Selecting Elective Courses

Click on **Add Course**. Click on your first elective choice. Then **Add Request**. For example, Sample Student would like to take Boys Choir. It is his first choice.

**Be sure to enter your
elective requests
IN ORDER OF PREFERENCE.**

[← Back](#)

88% complete Units: 28/32

Add Course

Search Courses

ACTION	COURSE NAME	UNITS
+	BAND 7 BRASS JMU760	4 >
+	BAND 7 WOODWINDS JMU780	4 >
+	BAND PERCUSSION 7/8 JMU960	>
+	BOYS CHOIR JMU900	>
+	DRAMA I JCDR800	>
+	GIRLS CHOIR 7 JMU700	4 >
+	MINI ART JBM1710	4 >
+	ORCHESTRA 7 JMU730	4 >
+	SPANISH IA JFL800A	4 >

Click on the course title to see a description of the course.

88% complete Units: 28/32

JMU900 - BOYS CHOIR

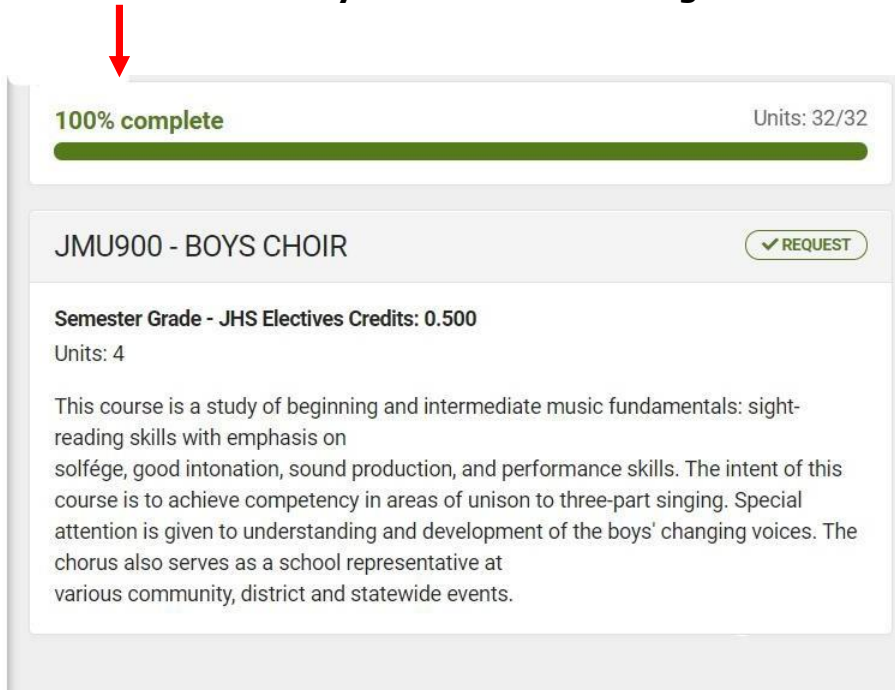
Semester Grade - JHS Electives Credits: 0.500
Units: 4

This course is a study of beginning and intermediate music fundamentals: sight-reading skills with emphasis on solfège, good intonation, sound production, and performance skills. The intent of this course is to achieve competency in areas of unison to three-part singing. Special attention is given to understanding and development of the boys' changing voices. The chorus also serves as a school representative at various community, district and statewide events.

Add Request Add Alternate

7th graders will have 1 "Requested" Elective.

100% Does not mean you are done with registration.



100% complete Units: 32/32

JMU900 - BOYS CHOIR

Semester Grade - JHS Electives Credits: 0.500
Units: 4

This course is a study of beginning and intermediate music fundamentals: sight-reading skills with emphasis on solfège, good intonation, sound production, and performance skills. The intent of this course is to achieve competency in areas of unison to three-part singing. Special attention is given to understanding and development of the boys' changing voices. The chorus also serves as a school representative at various community, district and statewide events.

**Be sure to enter your
elective requests
IN ORDER OF PREFERENCE.**



100% Does NOT mean you are done with your registration.



You MUST select Alternates!

7th graders should select a total of 2 alternates.



Example 7th

100% complete Units: 32/32

Add Course

Search Courses

ACTION	COURSE NAME	UNITS
+	BAND 7 BRASS JMU760	4 >
+	BAND 7 WOODWINDS JMU780	4 >
×	BAND PERCUSSION 7/8 JMU960	4 > ALT
×	BOYS CHOIR JMU900	4 > REQ
+	DRAMA I JCDR800	4 >
+	GIRLS CHOIR 7 JMU700	4 >
×	MINI ART JBMI710	4 > ALT
+	ORCHESTRA 7 JMU730	4 >
+	SPANISH IA JFL800A	4 >

7th Grade:
Check that
you have one
REQ course
and 2 ALT
courses.

If you have successfully added your 2 alternate electives, your screen should look similar to the one above.

Select BACK for a final check of your selections



Print

When all courses are entered, your screen should look somewhat similar to the example below. After you have carefully reviewed your selections, you may click **PRINT**.

100% complete Units: 32/32

Course Requests

COURSE NAME	UNITS
REQUIRED	
ENGLISH 7 JEN700	4
MATH 7 JMA700	4
SCIENCE 7 JSC700	4
HISTORY & SOCIAL SCIENCES 7 JSS700	4
BOYS PE 7 JPE700M	4
PLACEHOLDER 01 PHJ01	4
LUNCH JXLN	4
REQUESTS	
BOYS CHOIR JMU900	4
ALTERNATES	
BAND PERCUSSION 7/8 JMU960	4
MINI ART JBM710	4

***Please be sure that you have selected enough Alternate Courses in the event that your 1st choices are not available. Otherwise, electives will be selected at random.**

Student, Sample
Student Number: 777
Grade: 07

Requested Courses:

JMU900 BOYS CHOIR
 JPE700M BOYS PE 7
 JEN700 ENGLISH 7
 JSS700 HISTORY & SOCIAL SCIENCES 7
 JXLN LUNCH
 JMA700 MATH 7
 PHJ01 PLACEHOLDER 01
 JSC700 SCIENCE 7

Alternate Courses:

JMU960 BAND PERCUSSION 7/8
 JBM710 MINI ART

Note: Even though Alternate Courses print in alphabetical order here, your order of preference from above has been recorded in Infinite Campus.

Courses with program priority displayed in bold.

***Sign and return Request Summary if required by your classroom teacher.**

Parent/Guardian Signature _____ Date _____

